



GiANT[®]
BY TOBROCO

G3500 SERIES



MANEUVERABLE, STRONG AND COMFORTABLE

- The articulated pendulum joint provides manoeuvrability and stability;
- Powerful, 66 hp, Kubota engine with DOC and DPF;
- Hydrostatic 4-wheel drive with automotive control (Rexroth) and 100% switchable lock on both, 14-tons, axles;
- Skidsteer Compact Universal mounting system. Compatible with other US manufacturers.



G3500 Z-BAR



G3500 X-TRA



G3500 TELE

	G3500 Z-BAR	G3500 X-TRA	G3500 TELE
Engine	66 hp (Kubota)	66 hp (Kubota)	66 hp (Kubota)
Service weight	7,720 lbs.	7,500 lbs.	8,710 lbs.
Lifting height	129.6 in.	106.4 in.	169.8 in.
Tipping load	5,070 lbs.	8,600 lbs.	see table
Working hydraulics	14.8 GPM	14.8 GPM	14.8 GPM
Max. speed	18.5 mp/h	18.5 mp/h	18.5 mp/h

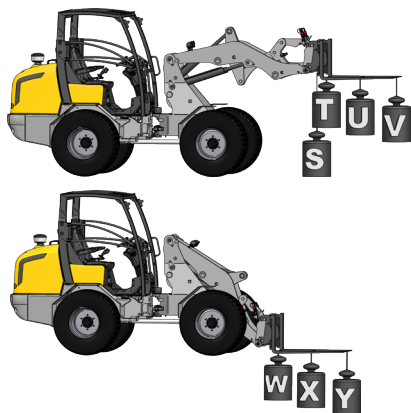
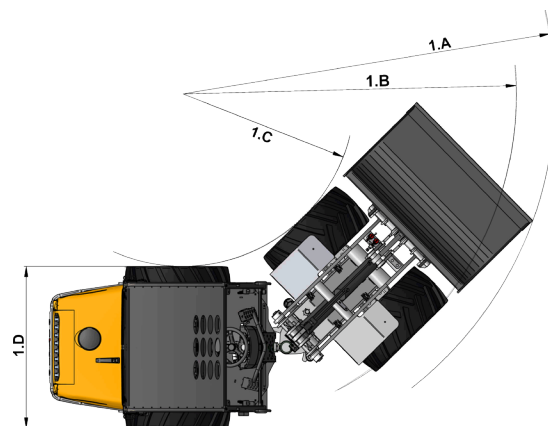
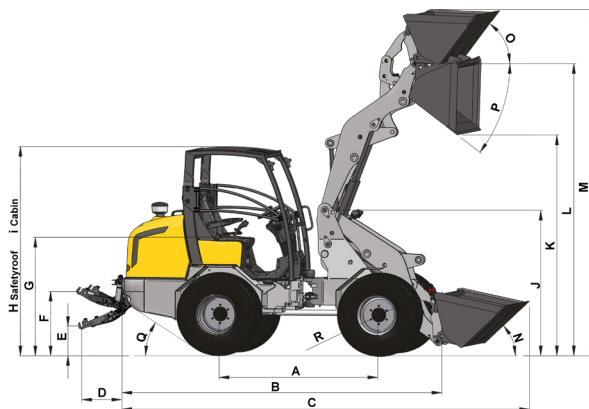


GiANT[®]
BY TOBROCO

TECHNICAL SPECIFICATIONS

Dimensions

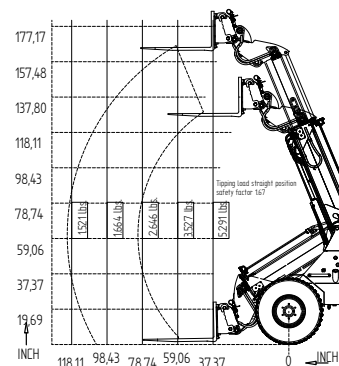
	G3500 Z-BAR	G3500 X-TRA	G3500 TELE
A	72.1 in.	72.1 in.	75.2 in.
B	154.7 in.	150.8 in.	162.9 in.
C	180.9 in.	180.9 in.	192 in.
D	21.3 in.	21.3 in.	21.3 in.
E	9.7 in.	9.7 in.	10 in.
F	25.7 in.	25.7 in.	25.7 in.
G	50 in.	50 in.	50 in.
H	91.3 in.	91.3 in.	89.6 in.
I	90 in.	90 in.	88.3 in.
J	67.4 in.	66.1 in.	68.3 in.
K	98.2 in.	72.6 in.	122.1 in.
L	129.6 in.	106.4 in.	169.8 in.
M	149.5 in.	127.7 in.	194.4 in.
N	41°	41°	41°
O	57°	44°	47°
P	43°	47°	40°
Q	30°	30°	30°
R	Ø 37 in.	Ø 37 in.	Ø 33.5 in.
1A	129.2 in.	129.2 in.	129.2 in.
1B	112.6 in.	112.6 in.	112.6 in.
1C	55.1 in.	55.1 in.	55.1 in.
1D	52.8 in.	52.8 in.	52.8 in.



Tipping loads

	G3500 Z-BAR	G3500 X-TRA
S	5,070 lbs	8,598 lbs
T	4,630 lbs	6,603 lbs
U	3,902 lbs	5,093 lbs
V	3,197 lbs	3,649 lbs
W	7,297 lbs	9,490 lbs
X	5,269 lbs	6,140 lbs
Y	4,166 lbs	4,354 lbs

G3500 TELE



TOBROCO-GIANT reserves the right to make changes in specifications at any time without notice or obligation.



GIANT
BY TOBROCO

